

CMS SoundLay

Product Description

CMS SoundLay is available in two formats – SoundLay and SoundLay Plus – offering a high performance floor noise barrier and reducing both impact and airborne sound.

SoundLay


SoundLay is designed for concrete floor applications and can also be used for timber floors. It is primarily used where impact noise insulation is required although can also provide a level of airborne noise insulation.

It is a two layer laminate, the upper being CMS WB7.5 acoustic barrier supported by a 6mm layer of CMS Class O acoustic foam.


SoundLay Plus

SoundLay Plus is primarily designed for timber floors although can also be used with concrete floor constructions. It offers additional airborne and impact sound insulation to SoundLay so is aimed at developments where superior noise control is necessary.

This high performance composite is a sandwich laminate of two layers of CMS WB7.5 acoustic barrier separated by a 6mm layer of CMS Class O acoustic foam.



SoundLay



SoundLay Plus

Benefits

- Reduce impact sound
- Improve airborne sound performance
- Suitable for use concrete and timber floating floors
- Both systems tested on basic floor constructions
- Flexible, easily cut and simple to install
- Supplied in thin, easy to handle tiles
- Simple to install
- Cost effective
- Suitable for all final floor finishes

Applications

- New build
- Retrofit
- Renovation
- Offices
- Residential developments
- Hotels

Installation

CMS SoundLay acoustic underlay is supplied in standard sheet/tile sizes. These are easy to lay on the floor in a staggered pattern, placing tightly together.

The SoundLay sheets can be laid loose or bonded to the floor. When bonding to the floor, ensure that the surface is clean, dry, grease free and that the flooring is secured before bonding. Regubond Adhesive should be used. The SoundLay sheets can be pushed up to the skirting board or wall; ensure a tight fit to prevent flanking of airborne noise.

Carpets

Can be installed using grippers or by bonding. Contact CMS Acoustics for advice on the selection and fitting of grippers. When bonding, ensure the adhesive is suitable for polyurethane materials, as shrinkage may occur. When bonding carpet, it is recommended that SoundLay sheets are first bonded to the floor, using Regubond Adhesive.

Laminate*

Where a wooden laminated floor finish is being used, it is recommended that a layer of 6mm T+G plywood is bonded to the SoundLay first, using Regubond Adhesive.

Vinyl

Where vinyl floor coverings are to be used, it is recommended that a layer of 6mm T+G plywood is bonded to the SoundLay first, using Regubond Adhesive.

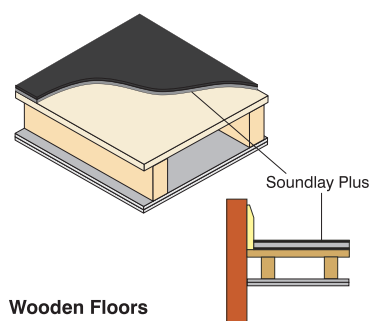
Please note: For installations and applications not listed, please contact CMS Acoustics for guidance.

Recommended Adhesive

For bonding to the subfloor, CMS Acoustics recommends the use of Regubond Adhesive. For further guidance please contact CMS Acoustics.

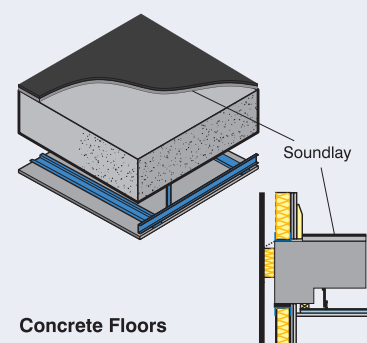
In addition to the supply of SoundLay systems, CMS Acoustic Solutions offers a competitively priced installation service nationwide. Use of this service ensures that the installation is performed to the highest standards by tradesmen fully experienced in the specialist skills of fitting acoustic materials correctly. For further details contact the CMS Acoustics technical team on **01925 577711**.

*Please note, nail bound systems must not be used with SoundLay as this will compromise the material's acoustic performance



Wooden Floors

Example Only



Concrete Floors

Example Only

Northern Office:

Unit 4 Eagle Park, Eagle Park Drive
Warrington. WA2 8JA
t: 01925 577711 f: 01925 577733

Southern Office:

Unit 9 Enterprise Way
Wickford. SS11 8DH
t: 01268 568762 f: 01268 568764

info@cmsacoustics.co.uk
www.cmsacoustics.co.uk

CMS ACOUSTIC
SOLUTIONS

Technical Information

CMS Class O acoustic foam and CMS WB barrier are high performance materials that have been acoustically tested at a WAS certified independent acoustic test laboratory from which the following data has been compiled.

Acoustic performance: Timber floors

	Airborne sound insulation*	Impact sound insulation**
SoundLay	47dB	53dB
SoundLay Plus (example 1)	49dB	55dB
SoundLay Plus (example 2)	54dB	49dB

* Doc E (July 2003) Building Regulations 43/45dB (minimum)

** Doc E (July 2003) Building Regulations 62/64dB (minimum)

CMS Class O acoustic foam is a fully tested fire resistant foam that achieves the fire resistance requirements of British Building Regulations BS476: Part 6 & 7, satisfying the highest level Class 'O'.

Flammability (FMVSS 302)	Self extinguishing
ASTM 1692:1974	Resists ignition
Service temperature	<80 °C (continuous) <110 °C (short periods)

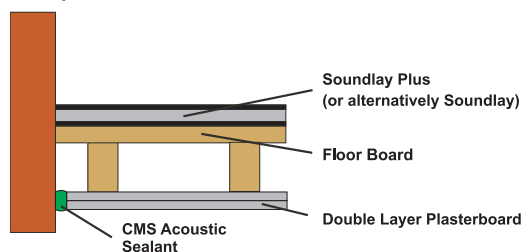
CMS WB acoustic barrier material is a high-density mineral loaded thermoplastic polymer. Black in colour, ecologically neutral and recyclable it conforms to the following:

Flammability (FMVSS 302)	Zero burn rate
Service temperature	<90 °C (continuous) <120 °C (short periods)

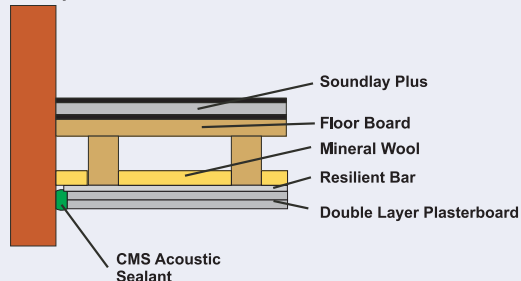
Technical Information

	Dimensions	Thickness (mm)	Weight (kg/m ²)
SoundLay	1200mm x 1000mm	9	8
SoundLay Plus	1200mm x 1000mm	12	16

Example 1



Example 2



Northern Office:

Unit 4 Eagle Park, Eagle Park Drive
Warrington. WA2 8JA
t: 01925 577711 f: 01925 577733

Southern Office:

Unit 9 Enterprise Way
Wickford. SS11 8DH
t: 01268 568762 f: 01268 568764

info@cmsacoustics.co.uk
www.cmsacoustics.co.uk

CMS ACOUSTIC SOLUTIONS